

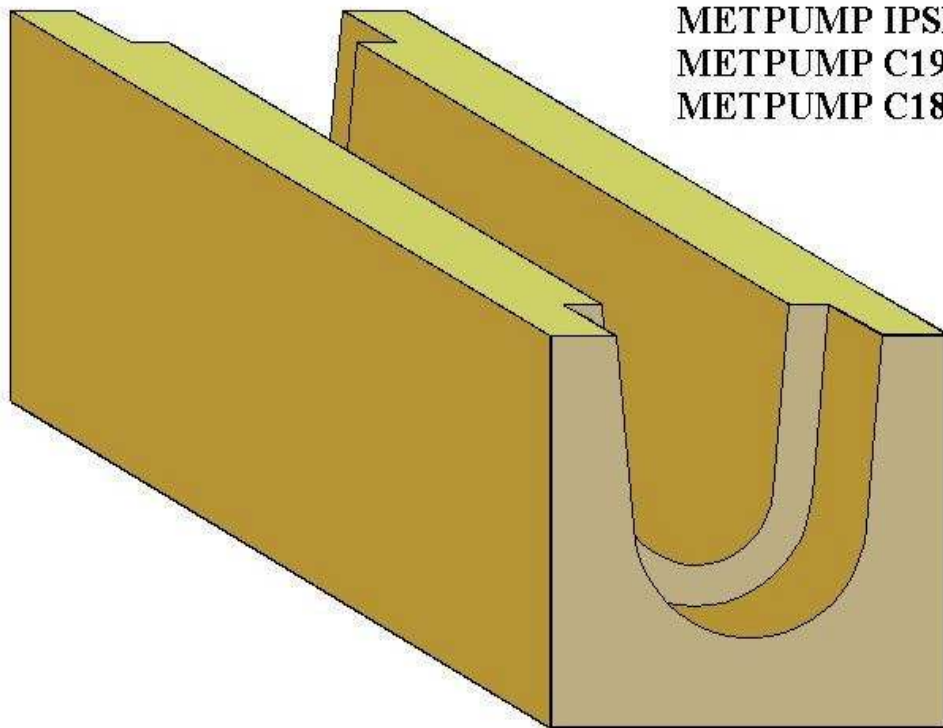
# Southeastern Refractory

Aluminum Industry

# Small Aluminum Furnace

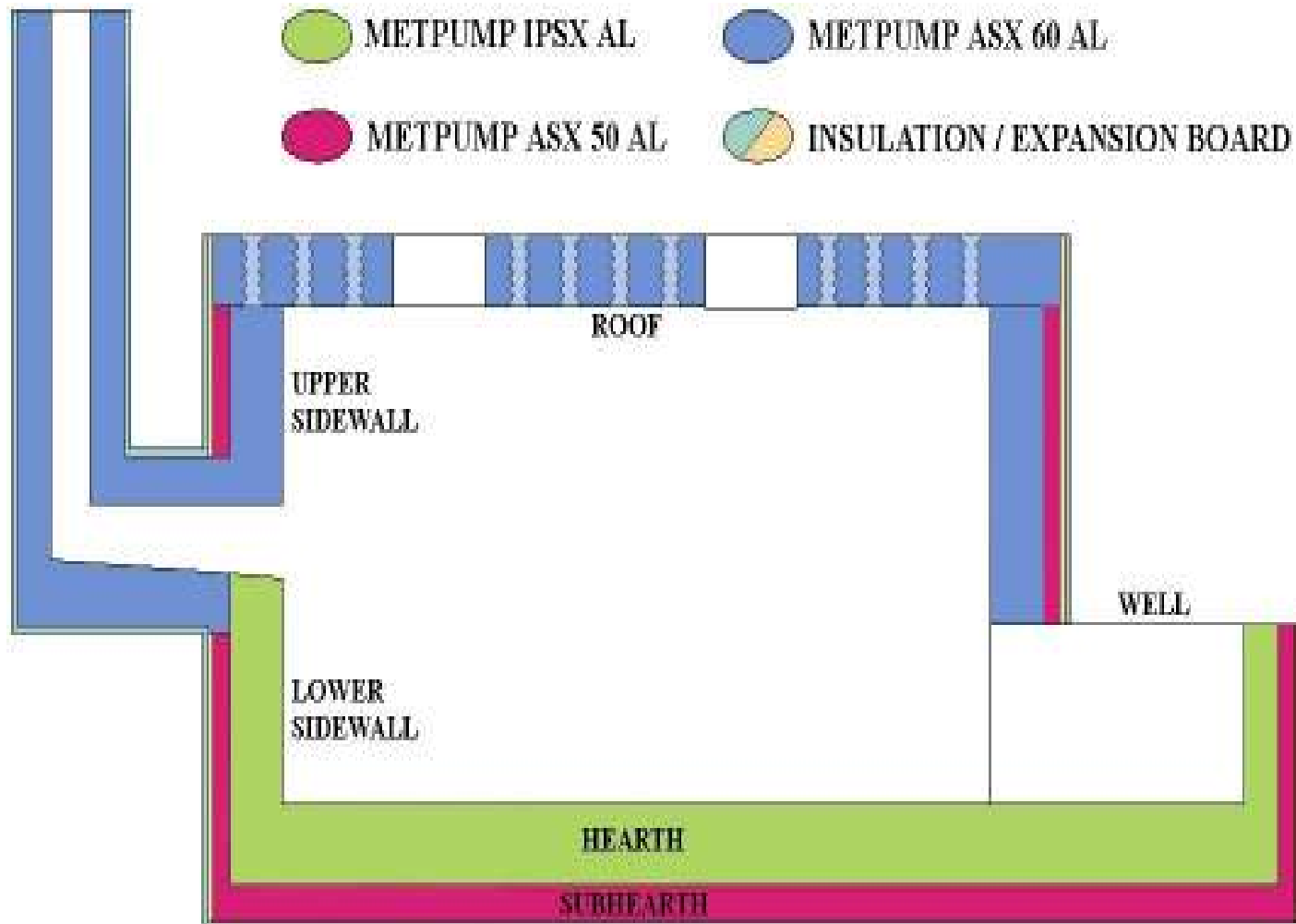


# Trough Section Precast



METPUMP IPSX AL  
METPUMP C190 AL  
METPUMP C180 AL


# Southeastern 30 Ton Furnace



# Southeastern Shotcreting



# Southeastern Aluminum Brochure



# Southeastern Aluminum Brochure



# Southeastern Aluminum Brochure






# Southeastern Aluminum Brochure



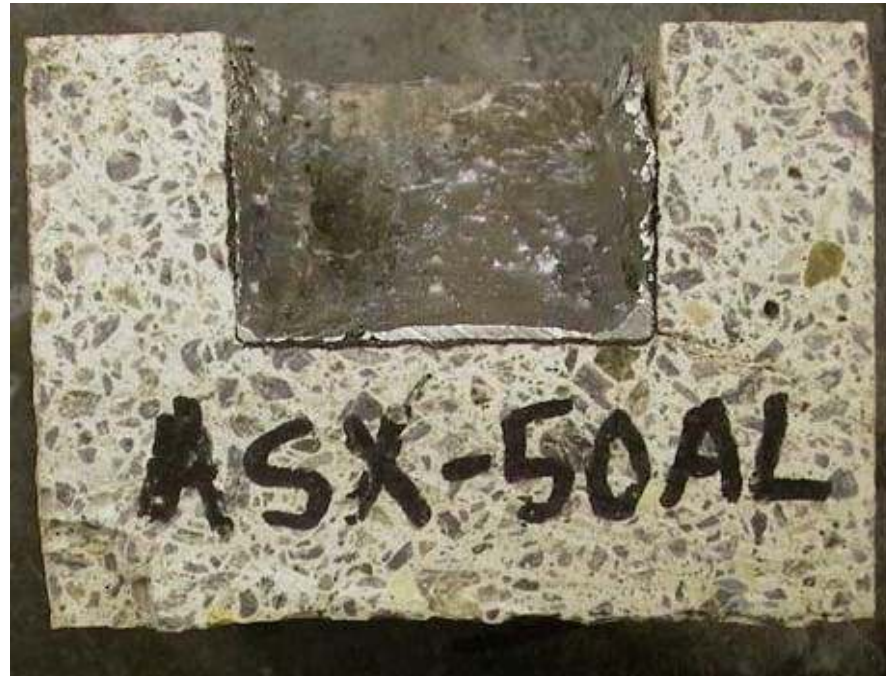
# Southeastern Aluminum Brochure



# Southeastern Aluminum Brochure



# Southeastern Aluminum Brochure



# Southeastern Aluminum Brochure



# Southeastern Aluminum Brochure



# Southeastern Aluminum Brochure



# Southeastern Aluminum Brochure






# Transfer Ladle Rebuild



# Southeastern Aluminum landers



# Southeastern Precast trough Shapes



# Southeastern 30 Ton rebuild IPSX-AL



# Southeastern Aluminum Brochure



# Southeastern 30 Ton Reverb furnace



# Southeastern Aluminum Trough Shapes




# Southeastern Aluminum Trough Pre Cast shapes






# Alkali Test on IPSX-AL



# Large Pre cast shapes



# Pre Cast Shapes



# Southeastern Pumping Roof of 80 ton Reverb furnace



# Southeastern Bricking a Rotary furnace



# Southeastern Reverb Repair

**Before Shotcreting**



**After Shotcreting**



# Rebuild a 35 ton reverb Furnace



# 4 ton Furnace on pouring line





# Shotcreting a Rotary Furnace



# Tear out of 35 ton reverb Furnace



# Hot wall in 35 ton Reverb Furnace

